



The Challenge

Meet the greenhouse gas-reduction goals set by the Governors of WA, OR and MT, the International Panel on Climate Change and the Western Climate Initiative:

15% reduction from 1990 levels by 2020,
80% or larger reduction by 2050.

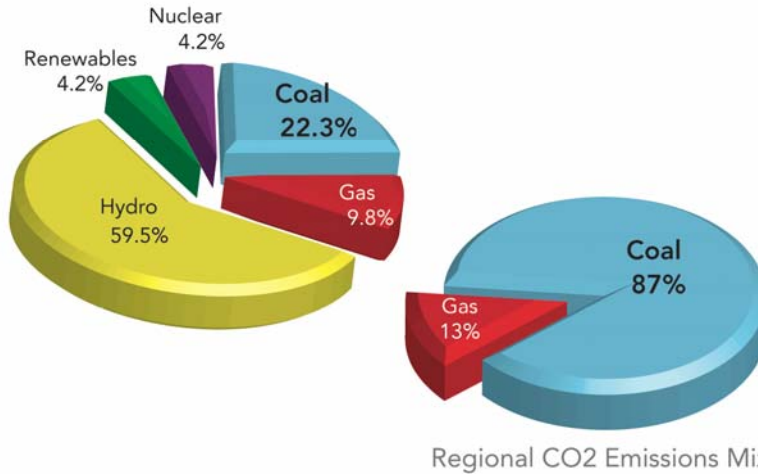
While:

- Serving growing loads
- Saving endangered wild salmon
- Providing power to electrify transportation

Power and Pollution Sources

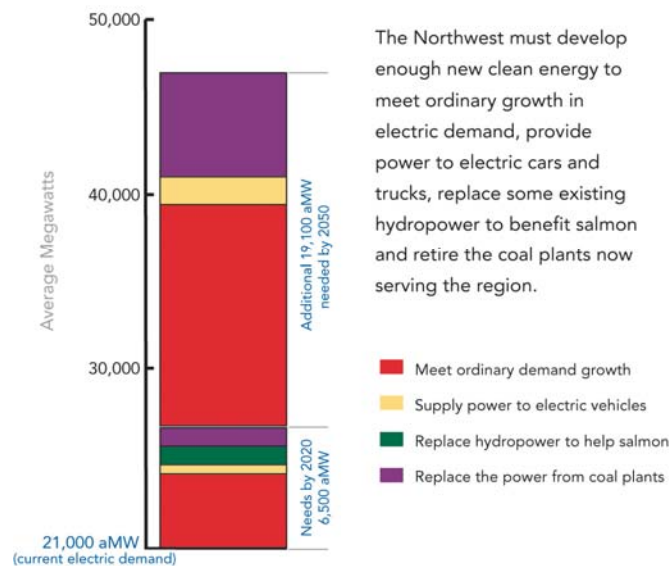
Coal provides a fraction of the regional electric system's power but the vast majority of its global-warming emissions.

Regional Generation Mix - MWhrs



How Much New Energy Will We Need?

The region's need by 2020 and 2050



Clean Energy Solution

Energy efficiency is the powerhouse.

Enough to serve load growth -- 340 aMW/yr

Combined heat and power

The overlooked resource

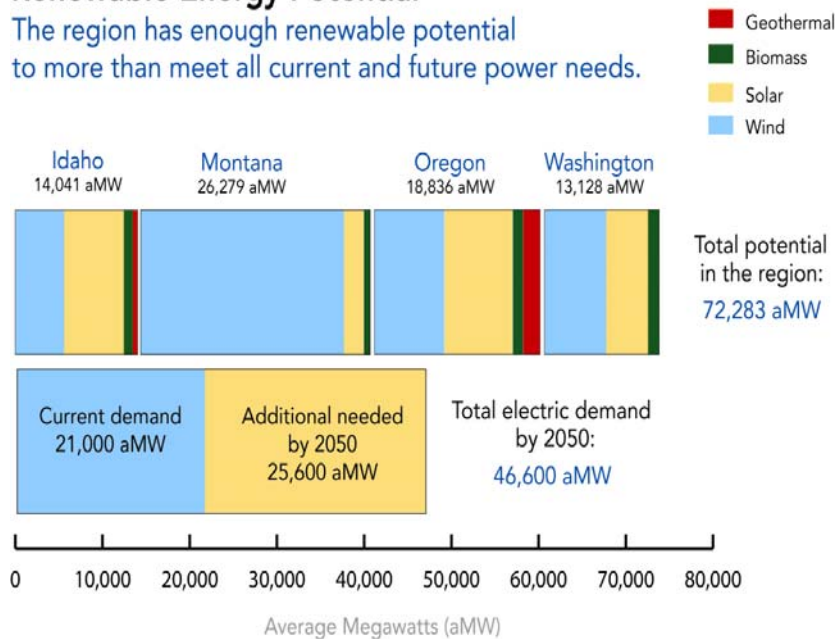
New Renewables

Huge Potential

5

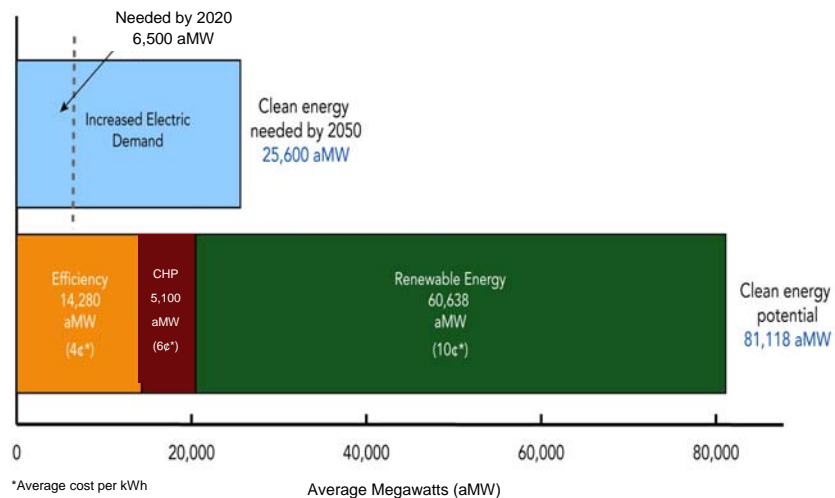
Renewable Energy Potential

The region has enough renewable potential to more than meet all current and future power needs.



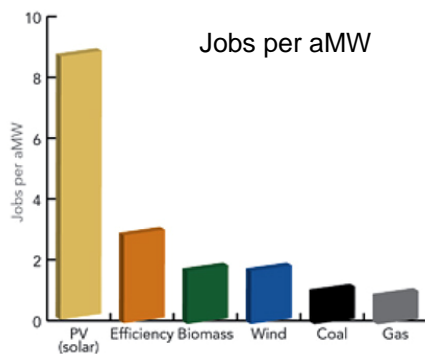
Affordable Clean Energy Potential Dwarfs Need

The Northwest has more than three times the potential energy efficiency, combined heat and power (CHP) and new renewable energy needed to meet new electric demand between now and 2050 – all costing no more than natural gas-generated power (10 cents per kilowatt-hour in today's dollars).



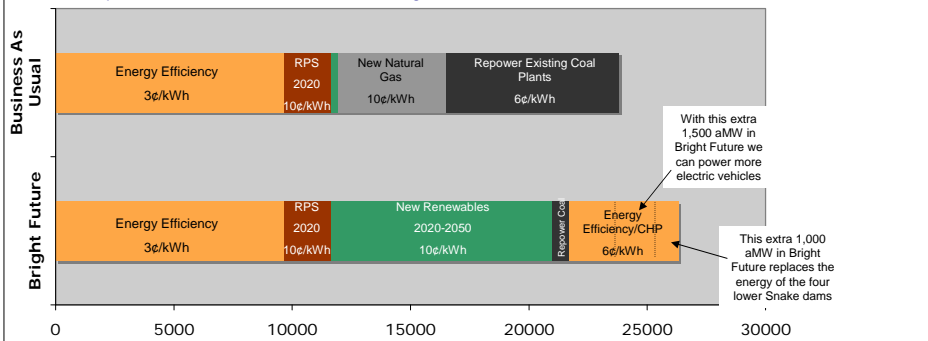
Jobs in a *Bright Future*

On a per-megawatt-hour comparison:
 Energy efficient creates three times as many jobs as coal or natural-gas generation. Wind and biomass nearly twice as many. Solar PV job potential is huge.



Fueling the Future

We have two choices for providing our electrical needs by 2050. We can either develop more of our ample energy efficiency resources or extend the lives of toxic coal plants and increase our reliance on natural gas.



9

Bill Impact

Not counting, of course, the benefits of a cleaner planet, robust economy, abundant salmon, energy security...

2020		2050	
Average Regional Bill Impact of <i>Bright Future</i> compared to <i>Business-As-Usual</i>	0.67 ¢/kWh	Average Regional Bill Impact of <i>Bright Future</i> Compared to <i>Business-As-Usual</i>	0.68 ¢/kWh

10

Getting To a *Bright Future*

1. Cap global-warming emissions.

President Obama and the U.S. Congress should quickly set CO₂ emission limits and establish mechanisms to meet them.

But the Northwest must not wait for national action.

The region can adopt *Bright Future's* carbon-reduction and clean-energy targets and start working toward them, starting now.

11

Getting To a *Bright Future*

2. Regional leadership from BPA

The Obama administration should direct BPA to actively wield its substantial power and leadership to set a regional annual floor of

340 aMW of new energy efficiency & CHP
and
270 aMW of new renewable energy.

12

Getting To a *Bright Future*

3. A strong regional plan.

The Northwest Power and Conservation Council is now developing its 6th Power and Conservation Plan, forecasting power needs for the next 20 years. The Plan should call for enough energy efficiency and renewable energy to meet all demand growth **and wean the region from coal power.**

13

Getting To a *Bright Future*

4. Extension of state renewable energy standards.

The renewable portfolio standards now in place in three Northwest states expire by 2025. Either the federal government or the states (including Idaho) must extend a progressive standard beyond 2025.

14

Getting To a *Bright Future*

5. Prohibit new coal plant construction and the extension of the lives of existing ones.

Only by rejecting coal-fueled power can we reach our greenhouse-gas reduction goals. This can be accomplished through strong emissions performance standards adopted by individual states or the federal government.