

Bill Bradbury
Chair
Oregon

Henry Lorenzen
Oregon

W. Bill Booth
Idaho

James A. Yost
Idaho



Jennifer Anders
Vice Chair
Montana

Pat Smith
Montana

Tom Karier
Washington

Phil Rockefeller
Washington

September 4, 2013

MEMORANDUM

TO: Power Committee Members

FROM: Tom Eckman and Gillian Charles

SUBJECT: Annual Council/RTF Conservation Achievements Survey


Every year, in accordance with its Charter, the Council's Regional Technical Forum (RTF) conducts a survey of conservation savings and expenditures by utilities, the Energy Trust of Oregon, Bonneville and the Northwest Energy Efficiency Alliance. This year we will collect actual conservation savings and expenditures data for 2012 and as well as projected savings and expenditures for 2013 and 2014. The Council is targeting a November 2013 release date for the report on 2012 accomplishments and projections for future years.

The survey is voluntary. It relies on utility and agency staff to gather, submit and verify the requested data. Last year, with the assistance of the Pacific Northwest Utilities Conference Committee, 92 utilities and the Energy Trust of Oregon (representing over ninety percent of the region's retail electricity sales) responded to the survey. At the PNUCC meeting on July 12, 2013, Charlie Grist and Gillian Charles provided a briefing on the plan for collecting and reporting the data and once again asked for assistance in encouraging utilities to complete the survey.

At the September Council meeting, staff will brief the Power Committee on the survey process so that members are better able to respond to questions they may receive regarding its purpose and use.


Survey Time – Tracking Utilities' Conservation Achievements

Power Committee
September 10, 2013
Tom Eckman and Gillian Charles



Outline

- **This is a head's up**
 - Voluntary survey of savings & expenditures
 - PNUCC member support improves coverage
 - Fielding survey in August
- **Quick review of historical results & forecast**
- **Mechanics & timing**
 - Plan for coping with loss of automated PTR system
 - Data collection August, report October
- **Questions**



2

Overview

- Seventh year running with this approach
- Collect utility-reported savings & expenditures
- Snapshot of size & cost of utility efficiency resource
- Includes utility, BPA, ETO, PNGC, IDEA & NEEA
- Reported data available by individual reporting entities on Council website
- Publish report in November (estimate)
- Not a regulatory filing
 - › Utilities chose how and what to report
 - › Council/RTF staff does not vet reported data
 - › Adjustments made for known differences in reporting of line losses, NEEA overlap, funding sources



3

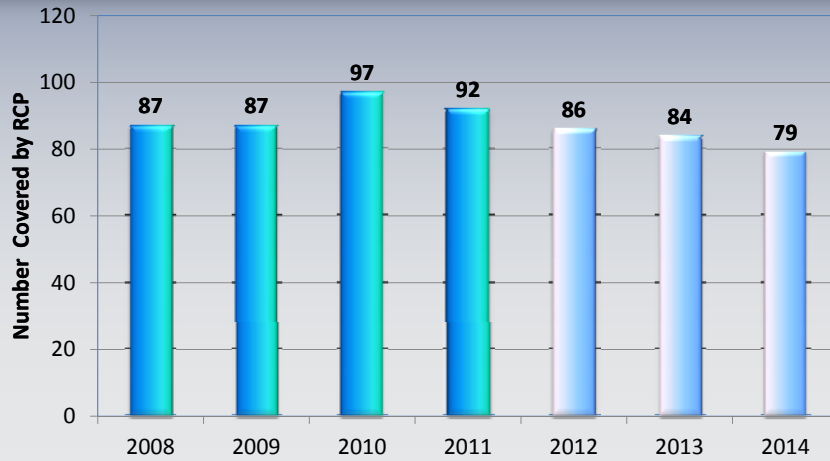
Review 2011 Report Findings & Forecast

- Requested Actual Conservation Savings and Expenditures for 2011
- At the request of PNUCC, also requested Projected Savings and Expenditures for 2012 – 2014 to compare against 6th Plan's targets
- Total Savings 277 average megawatts (including NEEA)
- Utility expenditures \$460 million (2011\$)
- Levelized utility cost about \$20 per MWh



4

Number of Utilities Filing Regional Conservation Progress (RCP) Reports*

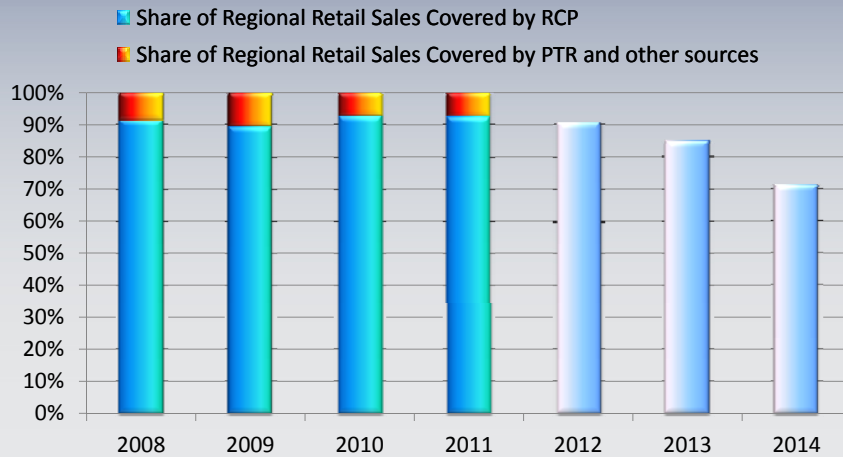


*Includes Energy Trust of Oregon, and PNGC and IDEA that file on behalf of multiple utilities



5

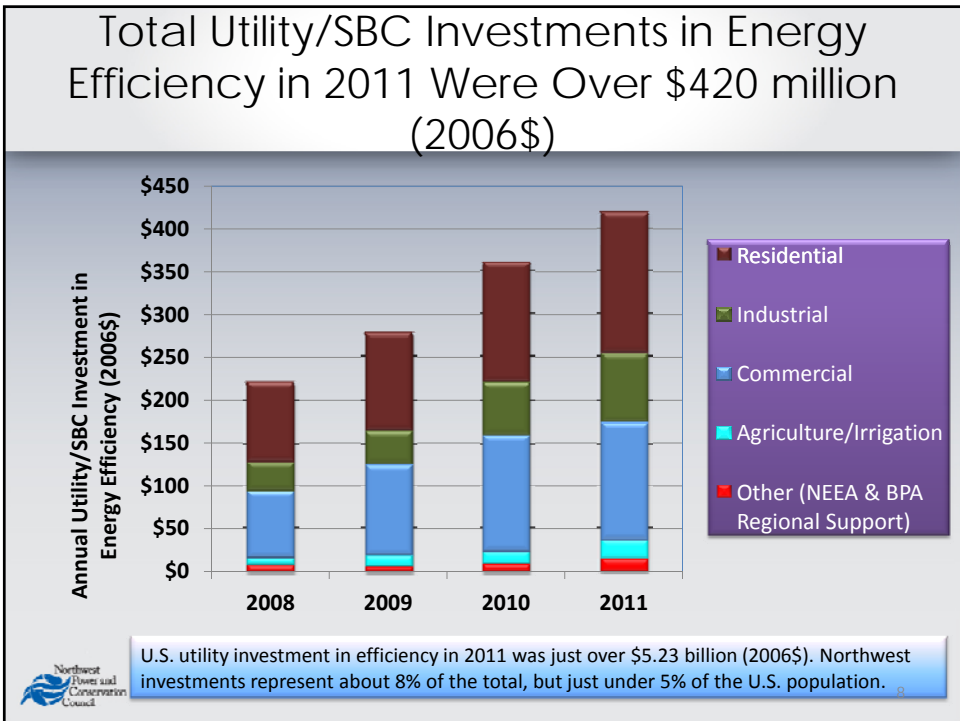
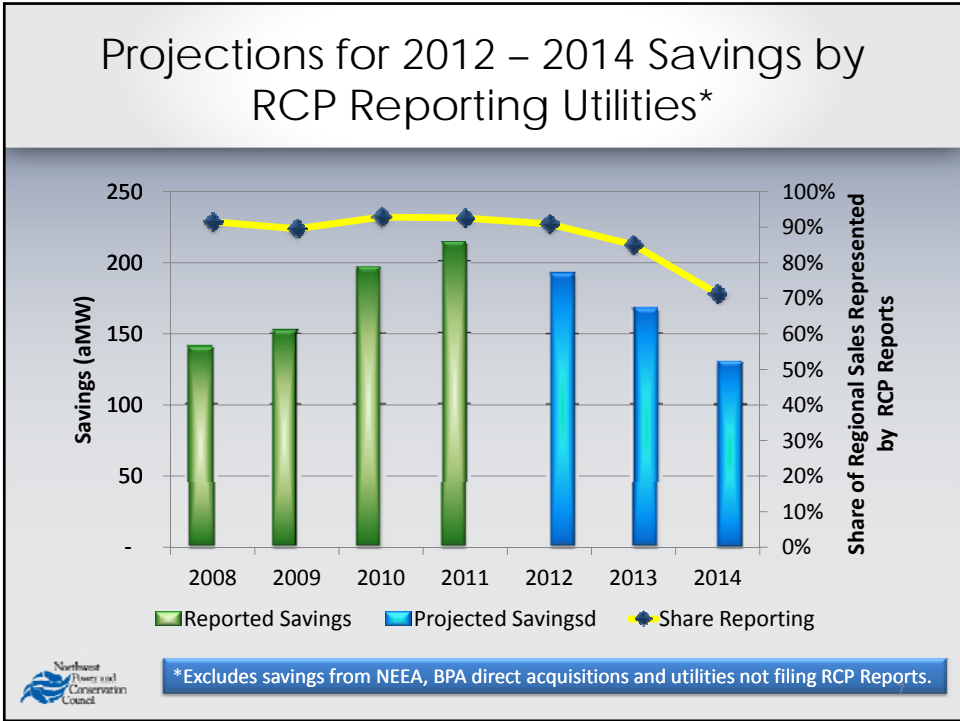
Share of Regional Retail Sales Covered by RCP and Other Sources*



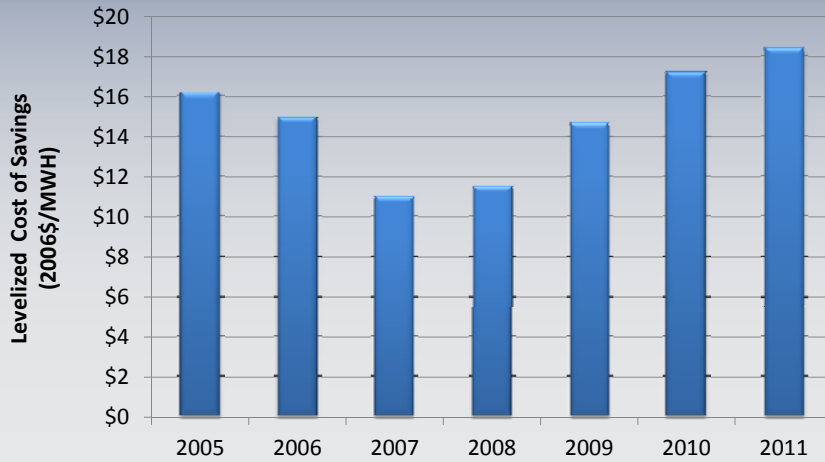
*The Council/RTF obtains data directly from NEEA and from Bonneville for those public utilities that do not file RCP reports and for programs Bonneville funds directly.



6

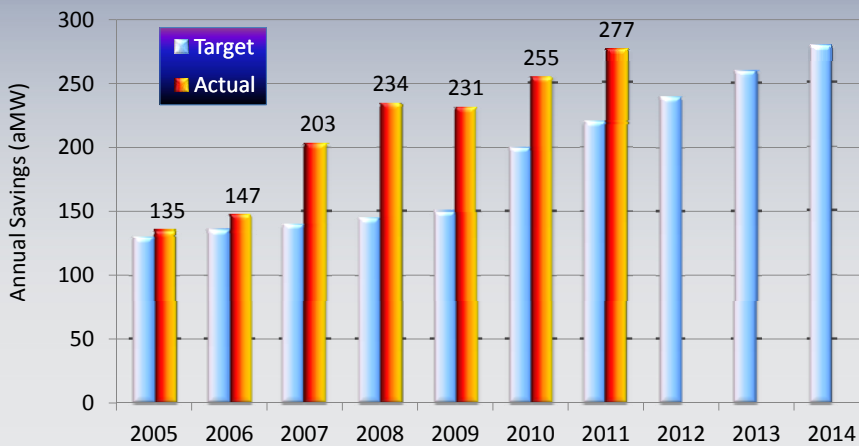


Average Utility Cost of Conservation, While Increasing Remains Low

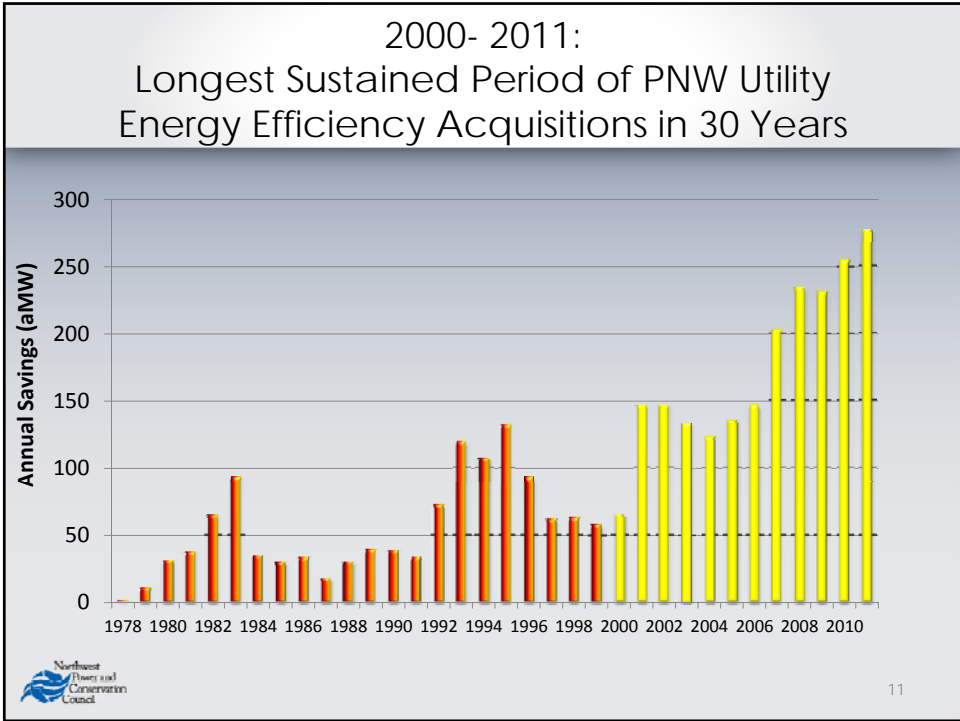


9

Accomplishments Have Exceeded Plan Targets Every Year Since 2005



10



Mechanics and Timing

Northwest Power and Conservation Council

12

2012 Survey

- **2012 Achievements** – Actual savings (MWa) and expenditures
- **2013, 2014, 2015 Projections** – Estimated savings (MWa) and expenditures



In past years...

- Used the automated Planning, Tracking, and Reporting (PTR) system
 - Regional Conservation Progress (RCP) report
- Public utilities data pre-populated from PTR, IOUs entered data from scratch



This year...

- Council is contracting with Synergy to resurrect the RCP portion of the PTR system on new eConservation platform
- Staff working with BPA to pre-populate the FY2012 data
- Similar process to past years, but slightly different look
- Council will provide support to assist utilities with data submittals and questions



15

Timing

- Mid-September - Launch survey and instructions
- Mid-October - Wrap-up data collection
- Aggregate data from BPA, NEEA, utilities, and ETO – quality assurance check
- November - Final results for 2012 conservation achievements and 2013-2015 projections



16